

To FIND your part, press **[Ctrl] + F** . Type the OEM reference or any word to describe it

OEM BRAND	OEM REFERENCE	DESCRIPTION (A-Z)	EPM REFERENCE	PHOTO
ATLAS COPCO	3128202105	T 38 HALF BUSH	A002	 <p>Engineered Precision Machining</p> <p>- Image Coming Soon -</p>
ATLAS COPCO	3122021020	T32 CENTRALISER BUSHES	A003	 <p>Engineered Precision Machining</p> <p>- Image Coming Soon -</p>
ATLAS COPCO	3128202102	T 32 HALF BUSH	A003A	 <p>Engineered Precision Machining</p> <p>- Image Coming Soon -</p>
ATLAS COPCO	500450008	BRONZE PIVOT BUSH	A005	 <p>Engineered Precision Machining</p> <p>- Image Coming Soon -</p>
ATLAS COPCO	3128300108	PIN	A007	 <p>Engineered Precision Machining</p> <p>- Image Coming Soon -</p>
ATLAS COPCO	500453620	BRONZE BUSH (standard)	A008	 <p>Engineered Precision Machining</p> <p>- Image Coming Soon -</p>
ATLAS COPCO	0500453620M	BRONZE BUSH (EPM TYPE)	A008M	
ATLAS COPCO	3128047400	PULLEY (NYLON)	A009	 <p>Engineered Precision Machining</p> <p>- Image Coming Soon -</p>
ATLAS COPCO	3128047400M	PULLEY STEEL	A009M	
ATLAS COPCO	3128047430	MODIFIED STEEL PULLEY	A009MM	 <p>Engineered Precision Machining</p> <p>- Image Coming Soon -</p>
ATLAS COPCO	3128048600	SPACER / SLEEVE	A010	 <p>Engineered Precision Machining</p> <p>- Image Coming Soon -</p>

To FIND your part, press **[Ctrl] + F** . Type the OEM reference or any word to describe it

OEM BRAND	OEM REFERENCE	DESCRIPTION (A-Z)	EPM REFERENCE	PHOTO
ATLAS COPCO	3128048600	STEEL SLEEVE	A010A	 <p>Engineered Precision Machining</p> <p>- Image Coming Soon -</p>
ATLAS COPCO	3128078190	STEEL PULLEY	A011	
ATLAS COPCO		BEARING	A011B	 <p>Engineered Precision Machining</p> <p>- Image Coming Soon -</p>
ATLAS COPCO	3128048500	PLATE	A012	
ATLAS COPCO	A0130	MODIFIED CENTRALISER TAMROCK/ATLAS	A013	 <p>Engineered Precision Machining</p> <p>- Image Coming Soon -</p>
ATLAS COPCO	3115028800	DRIFTER PISTON	A014	 <p>Engineered Precision Machining</p> <p>- Image Coming Soon -</p>
ATLAS COPCO	3128301550	SHAFT (SPLINE AXLE)	A015	 <p>Engineered Precision Machining</p> <p>- Image Coming Soon -</p>
ATLAS COPCO	3128300289	COVER	A016	 <p>Engineered Precision Machining</p> <p>- Image Coming Soon -</p>
ATLAS COPCO	3128300290	BEARING RING	A017	 <p>Engineered Precision Machining</p> <p>- Image Coming Soon -</p>
ATLAS COPCO	A0180	BRONZE SLIP PLATES	A018	 <p>Engineered Precision Machining</p> <p>- Image Coming Soon -</p>
ATLAS COPCO	3115211800	GUIDE (BRONZE BUSH)	A019	

To FIND your part, press **[Ctrl] + F** . Type the OEM reference or any word to describe it

OEM BRAND	OEM REFERENCE	DESCRIPTION (A-Z)	EPM REFERENCE	PHOTO
ATLAS COPCO	311521100M	GUIDE BUSH IN BLACK DELRIN	A019M	
ATLAS COPCO	3115173281	SPLINE GEAR (ROTATION CHUCK)	A020	 Engineered Precision Machining - Image Coming Soon -
ATLAS COPCO	3128303262	TRAVELLING CENTRALISER MOUNTING PLA	A021	 Engineered Precision Machining - Image Coming Soon -
ATLAS COPCO	3128041000	DRIFTER CARRIAGE SPACER	A022	 Engineered Precision Machining - Image Coming Soon -
ATLAS COPCO		DRIFTER CARRIAGE SPACER	A022A	 Engineered Precision Machining - Image Coming Soon -
ATLAS COPCO	3128060900	DRIFTER CARRIAGE SPACER (1 PER CARR	A023	 Engineered Precision Machining - Image Coming Soon -
ATLAS COPCO	A0240	R/H SPLIT BOOM TRAVELLING CENT	A024	 Engineered Precision Machining - Image Coming Soon -
ATLAS COPCO	3128041038	DRIFTER CARRIAGE PLATE	A025	 Engineered Precision Machining - Image Coming Soon -
ATLAS COPCO	A025SX	DRIFTER CRADLE PLATE SERVICE EXCHAN	A025SV	 Engineered Precision Machining - Image Coming Soon -
ATLAS COPCO	3128301684	MODIFIED TRAVELING CENTRALISER BRAC	A026	 Engineered Precision Machining - Image Coming Soon -
ATLAS COPCO	3128078549	SLIDE HOLDER (TOP)	A027	

To FIND your part, press **[Ctrl] + F** . Type the OEM reference or any word to describe it

OEM BRAND	OEM REFERENCE	DESCRIPTION (A-Z)	EPM REFERENCE	PHOTO
ATLAS COPCO		SLIDE HOLDER (TOP)	A027M	
ATLAS COPCO	3128078548	SLIDE HOLDER (BOTTOM)	A028	
ATLAS COPCO		SLIDE HOLDER (BOTTOM)	A028M	
ATLAS COPCO	9129734400	HARDENED BUSH	A029	
ATLAS COPCO	3125495900	HARDENED WASHER	A030	 Engineered Precision Machining - Image Coming Soon -
ATLAS COPCO	3125495200	SHAFT	A031	 Engineered Precision Machining - Image Coming Soon -
ATLAS COPCO	31254937593	COLLET (BUSHING)	A032	 Engineered Precision Machining - Image Coming Soon -
ATLAS COPCO	3125217800	COLLET (BUSHING)	A033	 Engineered Precision Machining - Image Coming Soon -
ATLAS COPCO	31252179693	COLLET (BUSHING)	A034	 Engineered Precision Machining - Image Coming Soon -
ATLAS COPCO	31254946593	SHAFT	A035	 Engineered Precision Machining - Image Coming Soon -
ATLAS COPCO	3120027906	HARDENED BUSH	A036	 Engineered Precision Machining - Image Coming Soon -












To FIND your part, press **[Ctrl] + F** . Type the OEM reference or any word to describe it

OEM BRAND	OEM REFERENCE	DESCRIPTION (A-Z)	EPM REFERENCE	PHOTO
ATLAS COPCO	9128734300	HARDENED BUSH	A037	 <p>Engineered Precision Machining</p> <p>- Image Coming Soon -</p>
ATLAS COPCO	3115071100	SPIGOT BUSH (DRIFTER)	A038	
ATLAS COPCO	9128734200	HARDENED BUSH	A039	 <p>Engineered Precision Machining</p> <p>- Image Coming Soon -</p>
ATLAS COPCO	31252177793	COLLET (BUSHING)	A040	 <p>Engineered Precision Machining</p> <p>- Image Coming Soon -</p>
ATLAS COPCO	3.1252E+11	SHAFT	A041	 <p>Engineered Precision Machining</p> <p>- Image Coming Soon -</p>
ATLAS COPCO	31251974693	SHAFT	A042	 <p>Engineered Precision Machining</p> <p>- Image Coming Soon -</p>
ATLAS COPCO	3115143600	GUIDE (BRONZE BUSH)	A043	
ATLAS COPCO	3115143600M	GUIDE BUSH (BLACK DELRON)	A043M	 <p>Engineered Precision Machining</p> <p>- Image Coming Soon -</p>
ATLAS COPCO	3128216500	COVER	A044	 <p>Engineered Precision Machining</p> <p>- Image Coming Soon -</p>
ATLAS COPCO	3128061900	KEY	A045	 <p>Engineered Precision Machining</p> <p>- Image Coming Soon -</p>
ATLAS COPCO	3128216700	WASHER	A046	 <p>Engineered Precision Machining</p> <p>- Image Coming Soon -</p>

To FIND your part, press **[Ctrl] + F** . Type the OEM reference or any word to describe it

OEM BRAND	OEM REFERENCE	DESCRIPTION (A-Z)	EPM REFERENCE	PHOTO
ATLAS COPCO	3128216900	BUSHING SEGMENTS	A047	 - Image Coming Soon -
ATLAS COPCO	3128078550	WEAR PIECE (NYLON)	A048/ A067	 - Image Coming Soon -
ATLAS COPCO	3128078439	SLIDE HOLDER (BOTTOM)	A049	
ATLAS COPCO	3128078438	SLIDE HOLDER (TOP)	A050	
ATLAS COPCO	3115193800	CONNECTOR PLATE	A051/A255	
ATLAS COPCO	3115207800	FLUSHING HEAD	A052	 - Image Coming Soon -
ATLAS COPCO	3115143400	STOP RING (STRIKER PLATE)	A053	
ATLAS COPCO	3128078446	ROPE TENSIONER	A054	 - Image Coming Soon -
ATLAS COPCO	A055	FRONT CENTRALISER	A055	 - Image Coming Soon -
ATLAS COPCO	A055M	FRONT SPLIT TRAVELING CENTRALISER	A055M	 - Image Coming Soon -
ATLAS COPCO	3128212200	FRONT CENTRALISER	A056	 - Image Coming Soon -

To FIND your part, press **[Ctrl] + F** . Type the OEM reference or any word to describe it

OEM BRAND	OEM REFERENCE	DESCRIPTION (A-Z)	EPM REFERENCE	PHOTO
ATLAS COPCO	3128068500	TRAVELLING CENTRALISER C/H 147	A057	 <p>Engineered Precision Machining</p> <p>- Image Coming Soon -</p>
ATLAS COPCO		MODIFIED TRAVELLING CENTRALISER	A057M	 <p>Engineered Precision Machining</p> <p>- Image Coming Soon -</p>
ATLAS COPCO	3128068400	FRONT MOUNT PLATE	A058	 <p>Engineered Precision Machining</p> <p>- Image Coming Soon -</p>
ATLAS COPCO	3128068400M	FRONT MOUNT PLATE	A058M	
ATLAS COPCO	A059	FRONT MOUNTING PLATE SPLIT BOOM	A059	 <p>Engineered Precision Machining</p> <p>- Image Coming Soon -</p>
ATLAS COPCO	A059M	FRONT MOUNTING PLATE SPLIT BOOM	A059M	 <p>Engineered Precision Machining</p> <p>- Image Coming Soon -</p>
ATLAS COPCO	A0600	FRONT CENTRALISER 120 C/H SPLIT BOO	A060	 <p>Engineered Precision Machining</p> <p>- Image Coming Soon -</p>
ATLAS COPCO	3115207800	FLUSHING HEAD BUSH	A061	 <p>Engineered Precision Machining</p> <p>- Image Coming Soon -</p>
ATLAS COPCO	311520780M	FLUSHING HEAD STAINLESS STEEL	A061M	 <p>Engineered Precision Machining</p> <p>- Image Coming Soon -</p>
ATLAS COPCO	006184RG	ROCK BOLT GUIDE (STANDARD)	A062	 <p>Engineered Precision Machining</p> <p>- Image Coming Soon -</p>
ATLAS COPCO	006184S/P	SPLIT CENTRALISER BUSH (STANDARD)	A063	 <p>Engineered Precision Machining</p> <p>- Image Coming Soon -</p>

To FIND your part, press **[Ctrl] + F** . Type the OEM reference or any word to describe it

OEM BRAND	OEM REFERENCE	DESCRIPTION (A-Z)	EPM REFERENCE	PHOTO
ATLAS COPCO	61845	CENTRALISER BUSH (STEEL)	A064	 <p>Engineered Precision Machining</p> <p>- Image Coming Soon -</p>
ATLAS COPCO	3128078467	FRONT STINGER PLATE	A065	 <p>Engineered Precision Machining</p> <p>- Image Coming Soon -</p>
ATLAS COPCO	3128078467LN	FRONT STINGER PLATE: (STRAIGHT BOOM	A065LN	 <p>Engineered Precision Machining</p> <p>- Image Coming Soon -</p>
ATLAS COPCO	3128078467M	FRONT STINGER PLATE	A065M	 <p>Engineered Precision Machining</p> <p>- Image Coming Soon -</p>
ATLAS COPCO	006184RGM	ROCK BOLT GUIDE MODIFIED 67 DIAMETE	A066	 <p>Engineered Precision Machining</p> <p>- Image Coming Soon -</p>
ATLAS COPCO	3128303930	WEAR PIECE (NYLON)	A067/A048	 <p>Engineered Precision Machining</p> <p>- Image Coming Soon -</p>
ATLAS COPCO	3128047510	HOSE REEL (STANDARD)	A068	 <p>Engineered Precision Machining</p> <p>- Image Coming Soon -</p>
ATLAS COPCO		DOUBLE HOSE REEL WITHOUT BEARINGS	A068A	 <p>Engineered Precision Machining</p> <p>- Image Coming Soon -</p>
ATLAS COPCO	3115212000	FLUSHING HEAD	A069	 <p>Engineered Precision Machining</p> <p>- Image Coming Soon -</p>
ATLAS COPCO	3128048400	CRADLE PLATE (HOSE ROLLER)	A070	
ATLAS COPCO	3128089400	CRADLE PLATE (TRAVELLING CENTRALISE	A071	 <p>Engineered Precision Machining</p> <p>- Image Coming Soon -</p>

To FIND your part, press **[Ctrl] + F** . Type the OEM reference or any word to describe it

OEM BRAND	OEM REFERENCE	DESCRIPTION (A-Z)	EPM REFERENCE	PHOTO
ATLAS COPCO	A072	TOP NYLON WEAR SLIDE	A072	 <p>Engineered Precision Machining</p> <p>- Image Coming Soon -</p>
ATLAS COPCO	A0730	BOTTOM NYLON WEAR SLIDE	A073	 <p>Engineered Precision Machining</p> <p>- Image Coming Soon -</p>
ATLAS COPCO	3128049700	PLATE	A074	
ATLAS COPCO	3.12801E+11	NYLON PULLEY	A075	 <p>Engineered Precision Machining</p> <p>- Image Coming Soon -</p>
ATLAS COPCO	3128078534	STEEL PULLEY	A076	 <p>Engineered Precision Machining</p> <p>- Image Coming Soon -</p>
ATLAS COPCO	312024356M	NYLON BUSH	A077	 <p>Engineered Precision Machining</p> <p>- Image Coming Soon -</p>
ATLAS COPCO	3115135300	DAMPING PISTON	A078	 <p>Engineered Precision Machining</p> <p>- Image Coming Soon -</p>
ATLAS COPCO	3128201000	PIN	A079	 <p>Engineered Precision Machining</p> <p>- Image Coming Soon -</p>
ATLAS COPCO	3128201100	HARDENED PIN	A080	 <p>Engineered Precision Machining</p> <p>- Image Coming Soon -</p>
ATLAS COPCO	3128200700	HYDRAULIC RAM	A081	 <p>Engineered Precision Machining</p> <p>- Image Coming Soon -</p>
ATLAS COPCO	3128200800	FORK	A082	 <p>Engineered Precision Machining</p> <p>- Image Coming Soon -</p>

To FIND your part, press **[Ctrl] + F** . Type the OEM reference or any word to describe it

OEM BRAND	OEM REFERENCE	DESCRIPTION (A-Z)	EPM REFERENCE	PHOTO
ATLAS COPCO	3128089300	PROFILE (STEEL SPACER)	A083	
ATLAS COPCO		PROFILE ASSEMBLY(COMPLETE)	A083M	 Engineered Precision Machining - Image Coming Soon -
ATLAS COPCO	3128201500	FRONT PLATE	A084	 Engineered Precision Machining - Image Coming Soon -
ATLAS COPCO	3128078444	DRIFTER CARRIAGE PLATE	A085	 Engineered Precision Machining - Image Coming Soon -
ATLAS COPCO	A085SX	DRIFTER CRADLE PLATE SERVICE EXCHAN	A085SV	 Engineered Precision Machining - Image Coming Soon -
ATLAS COPCO	3128200400	CYLINDER HOUSING	A086	 Engineered Precision Machining - Image Coming Soon -
ATLAS COPCO	3128200600	COVER(STEEL)	A087	 Engineered Precision Machining - Image Coming Soon -
ATLAS COPCO	3128200900	LINK (COMPLETE WITH BUSHES)	A088	 Engineered Precision Machining - Image Coming Soon -
ATLAS COPCO	3128078444M	DRIFTER CARRIAGE PLATE STEEL	A089	 Engineered Precision Machining - Image Coming Soon -
ATLAS COPCO	31282021M	CENTRALISER BUSH MOD T 38 (HALF BUS	A090	 Engineered Precision Machining - Image Coming Soon -
ATLAS COPCO	3128078437	TRAVELING CENTRALISER MOUNTING PLAT	A091	 Engineered Precision Machining - Image Coming Soon -

To FIND your part, press **[Ctrl] + F** . Type the OEM reference or any word to describe it

OEM BRAND	OEM REFERENCE	DESCRIPTION (A-Z)	EPM REFERENCE	PHOTO
ATLAS COPCO	3128078000	TRAVELLING CENTRALISER MOD MOUNT PL	A092	 <p>Engineered Precision Machining</p> <p>- Image Coming Soon -</p>
ATLAS COPCO	A092M	CENTRALISER BRACKET FOR SE005	A092MO	 <p>Engineered Precision Machining</p> <p>- Image Coming Soon -</p>
ATLAS COPCO	3128078418	PROFILE (STEEL SPACER)	A093	
ATLAS COPCO		PROFILE ASSEMBLY (COMPLETE)	A093M	 <p>Engineered Precision Machining</p> <p>- Image Coming Soon -</p>
ATLAS COPCO	312880475MB	HOSE REEL (WITH BEARINGS)	A094	 <p>Engineered Precision Machining</p> <p>- Image Coming Soon -</p>
ATLAS COPCO	312870475M	MODIFIED ATLAS HOSE ROLLER	A094M	 <p>Engineered Precision Machining</p> <p>- Image Coming Soon -</p>
ATLAS COPCO	0	HOSE REEL COMPLETE	A095	 <p>Engineered Precision Machining</p> <p>- Image Coming Soon -</p>
ATLAS COPCO	A095AO	END CAP FOR (HOSE ROLLER A095)	A095A	
ATLAS COPCO	A095B	HOSE ROLLER POST	A095B	
ATLAS COPCO		BRONZE SPACER WASHER	A095C	
ATLAS COPCO		COVER	A095D	 <p>Engineered Precision Machining</p> <p>- Image Coming Soon -</p>

To FIND your part, press **[Ctrl] + F** . Type the OEM reference or any word to describe it

OEM BRAND	OEM REFERENCE	DESCRIPTION (A-Z)	EPM REFERENCE	PHOTO
ATLAS COPCO	A096	TRAVELLING CENTRALISER C/H 100	A096	 <p>Engineered Precision Machining</p> <p>- Image Coming Soon -</p>
ATLAS COPCO	3125496300	SPACER	A097	 <p>Engineered Precision Machining</p> <p>- Image Coming Soon -</p>
ATLAS COPCO	500450008	BRONZE PIVOT BUSH	A098	 <p>Engineered Precision Machining</p> <p>- Image Coming Soon -</p>
ATLAS COPCO	500450066	BRONZE BUSH	A099	 <p>Engineered Precision Machining</p> <p>- Image Coming Soon -</p>
ATLAS COPCO	3128301233	SLEEVE	A100	 <p>Engineered Precision Machining</p> <p>- Image Coming Soon -</p>
ATLAS COPCO	3125197900	SHAFT	A101	 <p>Engineered Precision Machining</p> <p>- Image Coming Soon -</p>
ATLAS COPCO	3125217700	COLLET (BUSHING)	A102	 <p>Engineered Precision Machining</p> <p>- Image Coming Soon -</p>
ATLAS COPCO	3125196900	BOLT	A103	 <p>Engineered Precision Machining</p> <p>- Image Coming Soon -</p>
ATLAS COPCO	3125197980	EXPANDING SHAFT	A104	
ATLAS COPCO	3125198300	SHAFT	A105	 <p>Engineered Precision Machining</p> <p>- Image Coming Soon -</p>
ATLAS COPCO	3125493700	COLLET BUSHING	A106	 <p>Engineered Precision Machining</p> <p>- Image Coming Soon -</p>

To FIND your part, press **[Ctrl] + F** . Type the OEM reference or any word to describe it

OEM BRAND	OEM REFERENCE	DESCRIPTION (A-Z)	EPM REFERENCE	PHOTO
ATLAS COPCO	3125200200	SPACER RING	A107	 <p>Engineered Precision Machining</p> <p>- Image Coming Soon -</p>
ATLAS COPCO	3125198280	EXPANDING SHAFT	A108	
ATLAS COPCO	3125198100	SHAFT	A109	 <p>Engineered Precision Machining</p> <p>- Image Coming Soon -</p>
ATLAS COPCO	3125200500	SPACER RING	A110	
ATLAS COPCO	3125198181	EXPANDING SHAFT	A111	 <p>Engineered Precision Machining</p> <p>- Image Coming Soon -</p>
ATLAS COPCO	3128078445	HOSE ROLLER MOUNTING PLATE	A112	
ATLAS COPCO	3115212200	STOP RING STRIKER PLATE	A113	 <p>Engineered Precision Machining</p> <p>- Image Coming Soon -</p>
ATLAS COPCO	3128041005	DRIFTER CARRIAGE PLATE	A115	 <p>Engineered Precision Machining</p> <p>- Image Coming Soon -</p>
ATLAS COPCO	3217510700	WEAR PLATE	A117	 <p>Engineered Precision Machining</p> <p>- Image Coming Soon -</p>
ATLAS COPCO	3217510900	SHIM 2MM	A118	 <p>Engineered Precision Machining</p> <p>- Image Coming Soon -</p>
ATLAS COPCO	3125494600	SHAFT	A119	 <p>Engineered Precision Machining</p> <p>- Image Coming Soon -</p>












To FIND your part, press **[Ctrl] + F** . Type the OEM reference or any word to describe it

OEM BRAND	OEM REFERENCE	DESCRIPTION (A-Z)	EPM REFERENCE	PHOTO
ATLAS COPCO	3115145700	DRIFTER SIDE BOLT	A121	 <p>Engineered Precision Machining</p> <p>- Image Coming Soon -</p>
ATLAS COPCO	3115028500	DRIFTER SIDE BOLT	A122	 <p>Engineered Precision Machining</p> <p>- Image Coming Soon -</p>
ATLAS COPCO	3115211300	DRIFTER SIDEBOLT	A123	 <p>Engineered Precision Machining</p> <p>- Image Coming Soon -</p>
ATLAS COPCO	3115258200	DAMPING PISTON	A124	 <p>Engineered Precision Machining</p> <p>- Image Coming Soon -</p>
ATLAS COPCO	3115168000	PISTON GUIDE (REAR)	A126	
ATLAS COPCO	3115167100	PISTON GUIDE	A127	 <p>Engineered Precision Machining</p> <p>- Image Coming Soon -</p>
ATLAS COPCO	3115028600	DOME NUT	A128	
ATLAS COPCO	3115144000	STOP RING (STRIKER PLATE)	A129	 <p>Engineered Precision Machining</p> <p>- Image Coming Soon -</p>
ATLAS COPCO	3315514439	GUIDE BUSH (BRONZE)	A130	
ATLAS COPCO	3128078406	SPACER	A131	 <p>Engineered Precision Machining</p> <p>- Image Coming Soon -</p>
ATLAS COPCO	3115028700	HARDENED WASHER	A132	

To FIND your part, press **[Ctrl] + F** . Type the OEM reference or any word to describe it

OEM BRAND	OEM REFERENCE	DESCRIPTION (A-Z)	EPM REFERENCE	PHOTO
ATLAS COPCO	3115167200	PISTON GUIDE (REAR)	A133	
ATLAS COPCO	3128223900	ARM	A134	
ATLAS COPCO	3128301389	JAW HOLDER	A135	 Engineered Precision Machining - Image Coming Soon -
ATLAS COPCO	3128224200	JAW	A136	
ATLAS COPCO	3128223601	SHAFT	A137	 Engineered Precision Machining - Image Coming Soon -
ATLAS COPCO	3128223700	BUSHING	A138	 Engineered Precision Machining - Image Coming Soon -
ATLAS COPCO	3128223701	BUSHING	A139	 Engineered Precision Machining - Image Coming Soon -
ATLAS COPCO	3128229300	PIN	A140	
ATLAS COPCO	3128227301	LOCK WASHER	A141	 Engineered Precision Machining - Image Coming Soon -
ATLAS COPCO	3128224000	CLAMP	A142	 Engineered Precision Machining - Image Coming Soon -
ATLAS COPCO	500450015	FLANGE BUSHING	A143	 Engineered Precision Machining - Image Coming Soon -

To FIND your part, press **[Ctrl] + F** . Type the OEM reference or any word to describe it

OEM BRAND	OEM REFERENCE	DESCRIPTION (A-Z)	EPM REFERENCE	PHOTO
ATLAS COPCO	3115071281	ROLLER COMPLETE	A145	 <p>Engineered Precision Machining</p> <p>- Image Coming Soon -</p>
ATLAS COPCO	3115070700	SPACER	A147	 <p>Engineered Precision Machining</p> <p>- Image Coming Soon -</p>
ATLAS COPCO	2	FLUSHING HEAD	A148	 <p>Engineered Precision Machining</p> <p>- Image Coming Soon -</p>
ATLAS COPCO	A1500	PULLEY	A150	 <p>Engineered Precision Machining</p> <p>- Image Coming Soon -</p>
ATLAS COPCO	3125063400	BUFFER	A151	
ATLAS COPCO		BUFFER PLATE	A151A	 <p>Engineered Precision Machining</p> <p>- Image Coming Soon -</p>
ATLAS COPCO	3125063400	BUFFER	A151M	
ATLAS COPCO	3128083201	PISTON ROD END PIECE	A152	 <p>Engineered Precision Machining</p> <p>- Image Coming Soon -</p>
ATLAS COPCO	3128224102	CENTRALISER JAW (T38)	A153	
ATLAS COPCO	3128078445M	ADAPTOR PLATE TO MOUNT HOSE ROLLER	A154	 <p>Engineered Precision Machining</p> <p>- Image Coming Soon -</p>
ATLAS COPCO	3128224100	CENTRALISER JAWS (T45)	A155	

To FIND your part, press **[Ctrl] + F** . Type the OEM reference or any word to describe it

OEM BRAND	OEM REFERENCE	DESCRIPTION (A-Z)	EPM REFERENCE	PHOTO
ATLAS COPCO	3125211480	SHAFT	A158	 <p>Engineered Precision Machining</p> <p>- Image Coming Soon -</p>
ATLAS COPCO	3115212400	PISTON GUIDE (REAR)	A159	 <p>Engineered Precision Machining</p> <p>- Image Coming Soon -</p>
ATLAS COPCO	3115212600	DRIFTER PISTON	A160	 <p>Engineered Precision Machining</p> <p>- Image Coming Soon -</p>
ATLAS COPCO	3128048100	PIN	A161	
ATLAS COPCO	501001400	BRONZE BUSH	A162	 <p>Engineered Precision Machining</p> <p>- Image Coming Soon -</p>
ATLAS COPCO	3125493781	EXPANDING SHAFT	A163	 <p>Engineered Precision Machining</p> <p>- Image Coming Soon -</p>
ATLAS COPCO	3125197400	SHAFT	A164	 <p>Engineered Precision Machining</p> <p>- Image Coming Soon -</p>
ATLAS COPCO	3128211400	SHAFT	A165	 <p>Engineered Precision Machining</p> <p>- Image Coming Soon -</p>
ATLAS COPCO	3125494680	EXPANDING SHAFT	A166	
ATLAS COPCO	3128211480	EXPANDING SHAFT	A167	 <p>Engineered Precision Machining</p> <p>- Image Coming Soon -</p>
ATLAS COPCO	3125495280	EXPANDING SHAFT	A168	

To FIND your part, press **[Ctrl] + F** . Type the OEM reference or any word to describe it

OEM BRAND	OEM REFERENCE	DESCRIPTION (A-Z)	EPM REFERENCE	PHOTO
ATLAS COPCO	3125495300	COLLET (BUSHING)	A170	 <p>Engineered Precision Machining</p> <p>- Image Coming Soon -</p>
ATLAS COPCO	3128078571	SPACER	A171	 <p>Engineered Precision Machining</p> <p>- Image Coming Soon -</p>
ATLAS COPCO	2927682321	SPACER	A172	 <p>Engineered Precision Machining</p> <p>- Image Coming Soon -</p>
ATLAS COPCO	3125217900	COLLET (BUSHING)	A173	 <p>Engineered Precision Machining</p> <p>- Image Coming Soon -</p>
ATLAS COPCO	3125197480	EXPANDING SHAFT	A174	
ATLAS COPCO	3125198280	(see A166)	A175	
ATLAS COPCO	3125307400	SHAFT	A177	 <p>Engineered Precision Machining</p> <p>- Image Coming Soon -</p>
ATLAS COPCO	3128303570	PROTECTION	A178	 <p>Engineered Precision Machining</p> <p>- Image Coming Soon -</p>
ATLAS COPCO	3128300085	PROTECTION	A179	 <p>Engineered Precision Machining</p> <p>- Image Coming Soon -</p>
ATLAS COPCO	3128303571	PROTECTION	A180	 <p>Engineered Precision Machining</p> <p>- Image Coming Soon -</p>
ATLAS COPCO	3128090300	PROTECTION	A181	 <p>Engineered Precision Machining</p> <p>- Image Coming Soon -</p>












To FIND your part, press **[Ctrl] + F** . Type the OEM reference or any word to describe it

OEM BRAND	OEM REFERENCE	DESCRIPTION (A-Z)	EPM REFERENCE	PHOTO
ATLAS COPCO	3128306343	CAROUSEL SEGMENTS TAC87	A182	 <p>Engineered Precision Machining</p> <p>- Image Coming Soon -</p>
ATLAS COPCO		SEGMENT SPACER BUSHES	A182A	 <p>Engineered Precision Machining</p> <p>- Image Coming Soon -</p>
ATLAS COPCO		CAROUSEL SEGEMENT FRAMES	A182B	 <p>Engineered Precision Machining</p> <p>- Image Coming Soon -</p>
ATLAS COPCO	3125485000	COVER	A184	
ATLAS COPCO	3125496500	BUSHING	A185	
ATLAS COPCO	5112252500	BRONZE BUSHING	A187	 <p>Engineered Precision Machining</p> <p>- Image Coming Soon -</p>
ATLAS COPCO	3128080200	DRIVER (SPIGOT BUSH)	A188	 <p>Engineered Precision Machining</p> <p>- Image Coming Soon -</p>
ATLAS COPCO	3115211900	GUIDE BUSH	A189	
ATLAS COPCO	3128224108	CENTRALISER JAW: T32	A190	 <p>Engineered Precision Machining</p> <p>- Image Coming Soon -</p>
ATLAS COPCO	3125198280	EXPANDING SHAFT	A191	 <p>Engineered Precision Machining</p> <p>- Image Coming Soon -</p>
ATLAS COPCO	3128300081	EXPANDING SHAFT	A192	

To FIND your part, press **[Ctrl] + F** . Type the OEM reference or any word to describe it

OEM BRAND	OEM REFERENCE	DESCRIPTION (A-Z)	EPM REFERENCE	PHOTO
ATLAS COPCO	3128305225	SPIGOT BUSH	A193	 <p>Engineered Precision Machining</p> <p>- Image Coming Soon -</p>
ATLAS COPCO	3128078409	SPACER/SLEEVE	A194	 <p>Engineered Precision Machining</p> <p>- Image Coming Soon -</p>
ATLAS COPCO	3176771400	HARDEN BUSH	A195	
ATLAS COPCO	3128064600	KEY	A196	
ATLAS COPCO	339100012	RING	A197	 <p>Engineered Precision Machining</p> <p>- Image Coming Soon -</p>
ATLAS COPCO	3128047600	WASHER:	A198	
ATLAS COPCO	3128048200	WASHER (SPACER)	A199	
ATLAS COPCO	3128215200	EXPANDING SHAFT	A200	 <p>Engineered Precision Machining</p> <p>- Image Coming Soon -</p>
ATLAS COPCO	3128302956	EXPANDING SHAFT	A201	
ATLAS COPCO		GUIDE BUSH:(BLACK DELRON)	A202	 <p>Engineered Precision Machining</p> <p>- Image Coming Soon -</p>
ATLAS COPCO	3128302501 S	CENTRALISER BUSH	A203	 <p>Engineered Precision Machining</p> <p>- Image Coming Soon -</p>

To FIND your part, press **[Ctrl] + F** . Type the OEM reference or any word to describe it

OEM BRAND	OEM REFERENCE	DESCRIPTION (A-Z)	EPM REFERENCE	PHOTO
ATLAS COPCO		CENTRALISER BUSH	A204	 <p>Engineered Precision Machining</p> <p>- Image Coming Soon -</p>
ATLAS COPCO	3128315577/3136	CENTRALISER JAW	A205	
ATLAS COPCO		CENTRALISERS	A205M	 <p>Engineered Precision Machining</p> <p>- Image Coming Soon -</p>
ATLAS COPCO	3128303527	BUFFER	A206	 <p>Engineered Precision Machining</p> <p>- Image Coming Soon -</p>
ATLAS COPCO	3128303527	BUFFER PLATE	A206A	 <p>Engineered Precision Machining</p> <p>- Image Coming Soon -</p>
ATLAS COPCO	3128078626	PLATES	A207	 <p>Engineered Precision Machining</p> <p>- Image Coming Soon -</p>
ATLAS COPCO	3128078626M	PLATES (STEEL)	A207M	
ATLAS COPCO	3315054700	HARDENED BUSH	A208	 <p>Engineered Precision Machining</p> <p>- Image Coming Soon -</p>
ATLAS COPCO		HARDENED PIN	A209	 <p>Engineered Precision Machining</p> <p>- Image Coming Soon -</p>
ATLAS COPCO	3315109800	KEEPER PLATES	A210	 <p>Engineered Precision Machining</p> <p>- Image Coming Soon -</p>
ATLAS COPCO	3115211900	DOWLE:	A211	 <p>Engineered Precision Machining</p> <p>- Image Coming Soon -</p>

To FIND your part, press **[Ctrl] + F** . Type the OEM reference or any word to describe it

OEM BRAND	OEM REFERENCE	DESCRIPTION (A-Z)	EPM REFERENCE	PHOTO
ATLAS COPCO	3125 4921 90	BRASS KEY (LONG)	A212	
ATLAS COPCO	3125 4976 01	BRASS KEY (SHORT)	A213	
ATLAS COPCO		CAROUSEL SEGMENTS:(R67)	A214	
ATLAS COPCO	3128315288	FRONT CENTRALISER BRACKET	A215	
ATLAS COPCO	3155236780	EXPANDING PIN	A216	
ATLAS COPCO	3128055400	WEAR PLATES	A217	
ATLAS COPCO	3128043000	SLIDING PIECES	A218	
ATLAS COPCO		SPACER	A219	
ATLAS COPCO		EXPANDING SHAFT	A220	
ATLAS COPCO	3128317550	HOSE ROLLER	A223	
ATLAS COPCO		HOSE ROLLER (WITH BEARINGS)	A224	

To FIND your part, press **[Ctrl] + F** . Type the OEM reference or any word to describe it

OEM BRAND	OEM REFERENCE	DESCRIPTION (A-Z)	EPM REFERENCE	PHOTO
ATLAS COPCO	3128317534	SPACER TUBE	A225	 <p>Engineered Precision Machining</p> <p>- Image Coming Soon -</p>
ATLAS COPCO	9128734300	HARDENED BUSH	A226	 <p>Engineered Precision Machining</p> <p>- Image Coming Soon -</p>
ATLAS COPCO	3128310472	EXPANDING SHAFT	A229	
ATLAS COPCO	3128302954	COLLET	A230	 <p>Engineered Precision Machining</p> <p>- Image Coming Soon -</p>
ATLAS COPCO	3128313405	BUSHING	A231	
ATLAS COPCO		LOCKING PLATE	A232	
ATLAS COPCO	3115223100	SLINGER (56 Dia)	A233	
ATLAS COPCO	3115223200	SLINGER (61 Dia)	A234	
ATLAS COPCO	3128306383	EXPANDING PIN	A235	 <p>Engineered Precision Machining</p> <p>- Image Coming Soon -</p>
ATLAS COPCO	618908	FRONT CENTRALISER (SIMBA H157)	A236	 <p>Engineered Precision Machining</p> <p>- Image Coming Soon -</p>
ATLAS COPCO	3128308135	HARDENED PIN	A237	 <p>Engineered Precision Machining</p> <p>- Image Coming Soon -</p>

To FIND your part, press **[Ctrl] + F** . Type the OEM reference or any word to describe it

OEM BRAND	OEM REFERENCE	DESCRIPTION (A-Z)	EPM REFERENCE	PHOTO
ATLAS COPCO	3128308149	HARDENED PIN	A238	 Engineered Precision Machining - Image Coming Soon -
ATLAS COPCO	3128311682	BOLT	A239	 Engineered Precision Machining - Image Coming Soon -
ATLAS COPCO	3128308017	KEY	A240	 Engineered Precision Machining - Image Coming Soon -
ATLAS COPCO	3128309582	LUG (STOP)	A241	 Engineered Precision Machining - Image Coming Soon -
ATLAS COPCO	3128290021	COVER	A242	 Engineered Precision Machining - Image Coming Soon -
ATLAS COPCO	3128308130	BUSHING	A243	 Engineered Precision Machining - Image Coming Soon -
ATLAS COPCO	3128310378	JAW	A244	 Engineered Precision Machining - Image Coming Soon -
ATLAS COPCO	3128310598	EXPANDING PIN	A245	 Engineered Precision Machining - Image Coming Soon -
ATLAS COPCO	9106230565	TUBE	A246	 Engineered Precision Machining - Image Coming Soon -
ATLAS COPCO	9106230566	TUBE	A247	 Engineered Precision Machining - Image Coming Soon -
ATLAS COPCO	3128 3103 93	HOUSING	A248	 Engineered Precision Machining - Image Coming Soon -

To FIND your part, press **[Ctrl] + F** . Type the OEM reference or any word to describe it

OEM BRAND	OEM REFERENCE	DESCRIPTION (A-Z)	EPM REFERENCE	PHOTO
ATLAS COPCO	3128 3115 11	EXPANDING SHAFT	A249	 Engineered Precision Machining - Image Coming Soon -
ATLAS COPCO	3128055402	WEAR PLATE	A250	 Engineered Precision Machining - Image Coming Soon -
ATLAS COPCO	3128003136	GUIDE	A251	 Engineered Precision Machining - Image Coming Soon -
ATLAS COPCO	3128055800	SHIM	A252	 Engineered Precision Machining - Image Coming Soon -
ATLAS COPCO	9127252300	HARDENED BUSH	A253	 Engineered Precision Machining - Image Coming Soon -
ATLAS COPCO	9121652650	SEAL KIT	A254	 Engineered Precision Machining - Image Coming Soon -
ATLAS COPCO	3115515200	CONNECTOR PLATE	A255/A051	

Can't find what you're looking for? Please call us!

We may not have a current OEM ref, **or** we can offer the following **solutions**:

- Reverse engineer a part not listed
- Customise a part to better suit your operations